

**CREDIT OPINION**

27 May 2021

Update

 Rate this Research

**RATINGS**
**IKB Deutsche Industriebank AG**

Domicile	Duesseldorf-Ger, Germany
Long Term CRR	A3
Type	LT Counterparty Risk Rating - Fgn Curr
Outlook	Not Assigned
Long Term Debt	Withdrawn
Type	Senior Unsecured - Fgn Curr
Outlook	Not Assigned
Long Term Deposit	Baa1
Type	LT Bank Deposits - Fgn Curr
Outlook	Stable

Please see the [ratings section](#) at the end of this report for more information. The ratings and outlook shown reflect information as of the publication date.

**Contacts**

Alexander Hendricks, +49.69.70730.779  
 CFA  
 Associate Managing Director  
 alexander.hendricks@moodys.com

Andrea Wehmeier +49.69.70730.782  
 VP-Senior Analyst  
 andrea.wehmeier@moodys.com

**CLIENT SERVICES**

Americas 1-212-553-1653  
 Asia Pacific 852-3551-3077  
 Japan 81-3-5408-4100  
 EMEA 44-20-7772-5454

# IKB Deutsche Industriebank AG

## Update to credit analysis

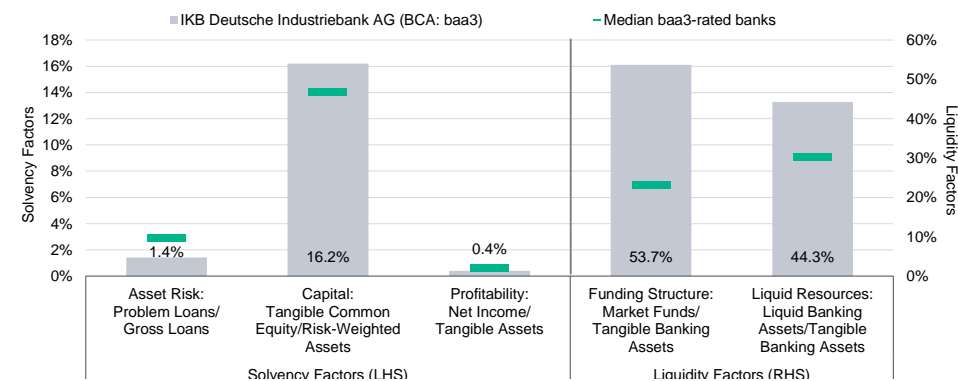
**Summary**

We assign Baa1(stable)/P-2 issuer and deposit ratings to [IKB Deutsche Industriebank AG](#) (IKB), alongside a baa3 Baseline Credit Assessment (BCA) and Adjusted BCA, A3/P-2 Counterparty Risk Ratings (CRRs) and A3(cr)/P-2(cr) Counterparty Risk (CR) Assessment.

IKB's Baa1 deposit and issuer ratings reflect the bank's baa3 Baseline Credit Assessment (BCA) and the application of our Advanced Loss Given Failure (LGF) analysis to its liabilities, which results in a very low loss given failure and two notches of rating uplift. IKB's ratings do not benefit from government support uplift because of its small size in the context of the German banking sector.

IKB baa3 BCA reflects the bank's market position as a specialist lender in the German medium-sized and large companies (or larger Mittelstand) market, its good asset quality and its recently improved, sound capitalization. The BCA also reflects that the bank's strong focus on Mittelstand customers results in a limited business diversification and a quasi-monoline business model because of its strong reliance on corporate lending for its revenue and profit. The bank's profitability has recovered from a period of low and volatile returns during which the bank has refocused its business model and accomplished significant cost cutting while simultaneously extensively de-risking its balance sheet. Despite a high reported market funding dependence, the underlying funding risks are much lower because of its strong reliance on development bank funding given IKB's significant development bank activities.

Exhibit 1

**Rating Scorecard - Key financial ratios**
**IKB Deutsche Industriebank AG**


Sources: Company reports and Moody's Investors Service

## Credit strengths

- » Sound and improved capitalisation
- » Limited reliance on confidence-sensitive market funding because development bank programmes as a key funding source after deposits
- » Good asset risk profile following balance sheet de-risking

## Credit challenges

- » Monoline business model with a focus on larger Mittelstand lending in Germany
- » Freely available liquidity buffers are adequate only because of high asset encumbrance
- » Increasing importance of sustainable finance, which could attract new competition into IKB's core competence

## Outlook

The stable rating outlook reflects our expectation that IKB's core fundamentals will remain resilient despite ongoing pandemic-related challenges and our forward-looking analysis of the bank's liability structure.

## Factors that could lead to an upgrade

- » An upgrade of IKB's ratings could be prompted by a higher BCA or by increasing rating uplift from our Advanced LGF analysis for deposit and issuer ratings as a result of a higher volumes of instruments designed to absorb losses in issuance.
- » An upgrade of IKB's baa3 BCA could be prompted by a significant increase in capitalization, beyond the bank's current targets and significantly increased profitability. Alternatively, IKB's BCA could be upgraded if the bank substantially diversifies its business and customer lines without taking undue strategic and operational risks as a result of such a shift.

## Factors that could lead to a downgrade

- » A downgrade of IKB's issuer and deposit ratings could be prompted by a BCA downgrade or a weaker result from our Advanced LGF analysis as a result of a decline beyond our expectations in instruments designed to absorb losses in the case of failure.
- » IKB's BCA could be downgraded in case of a combined deterioration in solvency metrics, with risk-weighted capitalisation declining significantly from improved levels, the bank's underlying profitability plummeting on a sustained basis and a marked increase in asset risk.

This publication does not announce a credit rating action. For any credit ratings referenced in this publication, please see the ratings tab on the issuer/entity page on [www.moody's.com](http://www.moody's.com) for the most updated credit rating action information and rating history.

## Key indicators

Exhibit 2

### IKB Deutsche Industriebank AG (Consolidated Financials) [1]

	12-20 <sup>2</sup>	03-20 <sup>2</sup>	03-19 <sup>2</sup>	03-18 <sup>2</sup>	03-17 <sup>2</sup>	CAGR/Avg. <sup>3</sup>
Total Assets (EUR Billion)	16.9	16.6	16.1	17.2	19.2	(3.1) <sup>4</sup>
Total Assets (USD Billion)	20.7	18.2	18.1	21.2	20.5	0.2 <sup>4</sup>
Tangible Common Equity (EUR Billion)	1.4	1.4	1.4	1.4	1.5	(1.0) <sup>4</sup>
Tangible Common Equity (USD Billion)	1.8	1.5	1.5	1.7	1.6	2.3 <sup>4</sup>
Problem Loans / Gross Loans (%)	1.4	1.4	1.5	0.9	2.0	1.4 <sup>5</sup>
Tangible Common Equity / Risk Weighted Assets (%)	16.2	12.0	12.1	11.6	11.7	12.7 <sup>6</sup>
Problem Loans / (Tangible Common Equity + Loan Loss Reserve) (%)	7.6	8.7	9.5	5.8	11.7	8.7 <sup>5</sup>
Net Interest Margin (%)	0.7	1.2	1.2	1.2	1.3	1.1 <sup>5</sup>
PPI / Average RWA (%)	1.1	1.1	0.8	0.6	0.6	0.8 <sup>6</sup>
Net Income / Tangible Assets (%)	0.5	0.5	0.3	-0.2	0.3	0.3 <sup>5</sup>
Cost / Income Ratio (%)	81.1	91.2	90.4	88.0	95.2	89.2 <sup>5</sup>
Market Funds / Tangible Banking Assets (%)	53.7	51.7	48.3	47.3	44.1	49.0 <sup>5</sup>
Liquid Banking Assets / Tangible Banking Assets (%)	44.3	37.5	31.4	36.7	35.7	37.1 <sup>5</sup>
Gross Loans / Due to Customers (%)	167.3	176.4	174.2	153.4	134.6	161.2 <sup>5</sup>

[1] All figures and ratios are adjusted using Moody's standard adjustments. [2] Basel III - fully loaded or transitional phase-in; LOCAL GAAP. [3] May include rounding differences because of the scale of reported amounts. [4] Compound annual growth rate (%) based on the periods for the latest accounting regime. [5] Simple average of periods for the latest accounting regime. [6] Simple average of Basel III periods.

Sources: Moody's Investors Service and company filings

## Profile

Headquartered in Düsseldorf, Germany, IKB Deutsche Industriebank AG (IKB) is a commercial bank that specialises in lending to medium-sized and large corporates and is active in the German market. It provides a host of financial services to German corporate clients, ranging from business loans to development bank loans (its niche), notably from [Kreditanstalt für Wiederaufbau](#) (KfW, Aaa stable<sup>1</sup>).

Started as a real estate financing entity in 1924, the bank developed into its current role as a corporate lender from the 1970s. IKB was weakened by the financial crisis in 2008-09 and was subsequently bailed out by a consortium consisting of KfW and several other banks. IKB is fully owned by the private equity firm Lone Star Funds. Over this period, the bank's balance sheet has been extensively de-risked and its business has refocused on corporate lending.

The bank operates several segments, with a focus on corporate customers, and advisory services plus select primarily deposit-focused services for retail customers. It currently operates from six branches in Berlin, Düsseldorf, Frankfurt, Hamburg, Munich and Stuttgart.

## Weighted Macro Profile of Strong+

IKB's activities are mostly based in the German market, and its remaining exposures are within Europe. The assigned Macro Profile is Strong+, in line with the [Strong+ Macro Profile](#) of Germany.

## Recent developments

The pandemic is causing an unprecedented shock to the global economy. The full extent of the economic downswing will be unclear for some time; the level of uncertainty and strength of the economic recovery will vary across countries.

In Germany, strong government support has stabilised the economy and delayed a weakening of banks' loan book quality. The substantial support that the German government has provided to households and companies in response to the pandemic will allow the supply side of the economy to remain mostly intact and limit any lasting scars from the crisis. Private-sector spending will support the recovery, especially as households have accumulated substantial savings during the crisis. The recovery will be uneven across industries and parts of the banks' corporate loan books will be exposed to high credit risk.

In February, IKB, increased the size of its management board to four members from two<sup>2</sup>, thereby reducing potential governance risks, given the previously very small executive board. Further, the bank changed its reporting cycle to the calendar year, with the 2020

results based only on the period from March to December 2020. Previously, the bank's fiscal year ended in the first quarter of every year.

## Detailed credit considerations

### Asset risk is solid, although sector concentration in Mittelstand implies increased exposure to the economic cycle

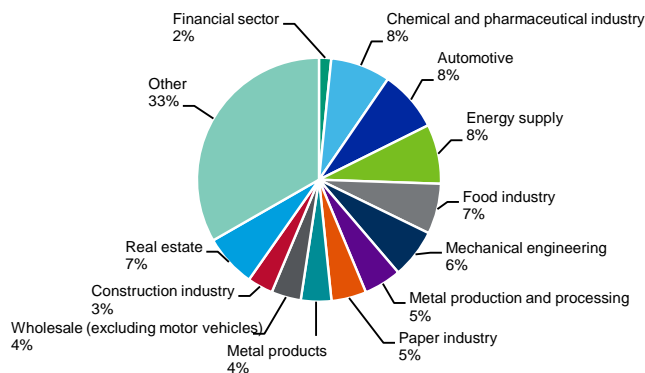
We assign a baa2 Asset Risk score to IKB, five notches below the aa3 initial score. The assigned score reflects the bank's concentration in Mittelstand lending, particularly in Germany; market risks related to its securities portfolio, with significant derivatives exposures that add to earnings volatility; and our expectation of a rise in nonperforming loans (NPLs), although from a low level.

IKB's asset risk is driven by its focus on corporate Mittelstand lending in Germany, with the assigned Asset Risk score reflecting our view on the underlying credit of the sector, and the diversification of IKB's lending book within the Mittelstand sector. We expect the Mittelstand sector to be severely weakened by the pandemic-related economic downswing because smaller companies are more exposed to the economic cycle. Therefore, NPLs within IKB's existing lending book should rise from currently low levels in 2021.

Exhibit 3

#### IKB's loan book by sector

As of year-end 2020 (31 December 2020)



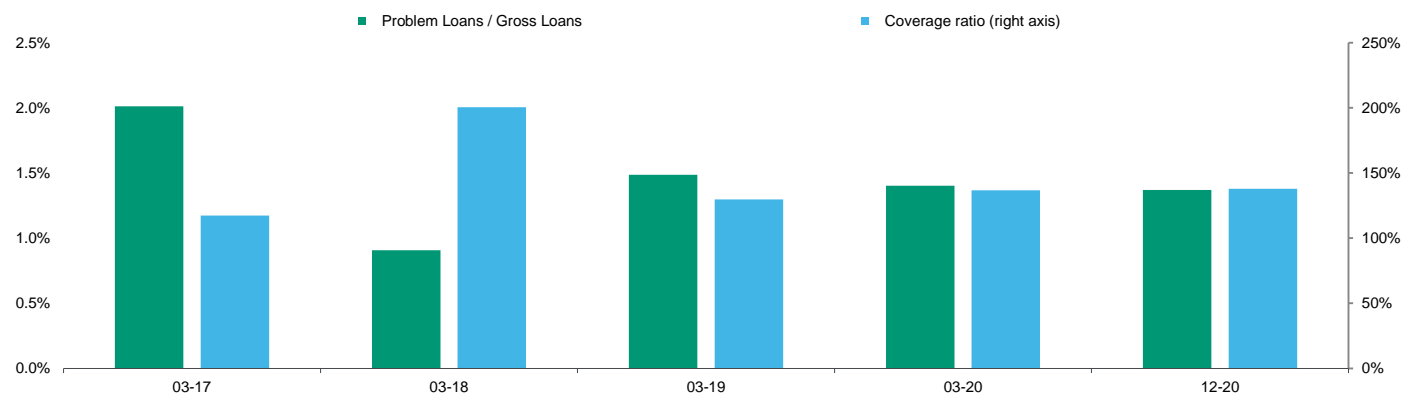
Sources: Annual Report (31 December 2020) p.38

As of December 2020, NPLs were a still-solid 1.4% of gross loans (according to our definition), down from around 2.0% in March 2017, and unchanged from 1.4% as of March 2020. IKB's asset quality has improved over recent years, as reflected in a declining NPL ratio compared with its gross loans. The improvement was driven by the de-risking of IKB's balance sheet, with a shift from international to domestic lending and a renewed focus on Mittelstand lending.

Exhibit 4

#### IKB has reduced its NPL stock and kept it stable

NPL stock developments and coverage, 2016-20



Sources: Company reports and Moody's Investors Service

The assigned score also reflects the bank's relatively high market risk, particularly related its large derivatives portfolio, exposing the bank to highly volatile fair value developments, especially in a more adverse market environment.

### Strong capitalisation structure with improved capital ratios

We assign an a3 Capital score to IKB, four notches below the aa2 initial score. The assigned score reflects the bank's overall solid capital levels after the cleanup of its capital structure during the business year ending in March 2020 and our expectation that the capital ratios will stabilise at around 13%-14%. While regulatory approvals for the use of internal ratings-based models has led to capital relief, we expect future dividend payments to offset some of the recent improvements.

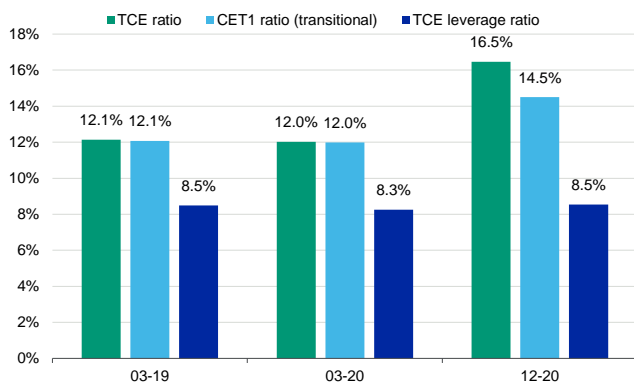
The positive trend in capitalisation will be challenged by the impact of the pandemic-induced economic crisis in 2021, with the bank's exposure to a highly cyclical industry implying potential stress under a more adverse scenario. The assigned score takes into account the bank's strong leverage ratio with a tangible common equity (TCE) leverage ratio of 8.5% and a regulatory leverage ratio of at 7.5% as of December 2020.

IKB's capitalisation levels have improved in recent years, with TCE increasing to 16.5% as of December 2020 from levels of around 12% in March 2020 and 2019, with the imposed restrictions on dividend payouts a key driver. The Common Equity Tier 1 (CET1) capital ratio improved to 14.5% as of December 2020, while the total capital ratio improved to 21.4%, providing a substantial buffer compared with regulatory requirements. In contrast to TCE, the CET1 ratio includes deductions for the expected payouts of accumulated profits, explaining the 200bps gap between the two ratios.

The positive trend in capitalisation was established despite measures to streamline the bank's capital structure, providing the bank with a less-expensive capital base in the future. These measures included the cancellation or buyback of hybrid capital, such as the silent participations as of March 2020 and the capital reduction at IKB to offset balance sheet losses in February 2020. With these steps, the bank complemented the efforts of previous years, such as the purchase of debt warrants in the fiscal year ending in March 2019, as well as the issuance of subordinated debt in January 2018.

Exhibit 5

#### IKB's capitalisation improved in 2020

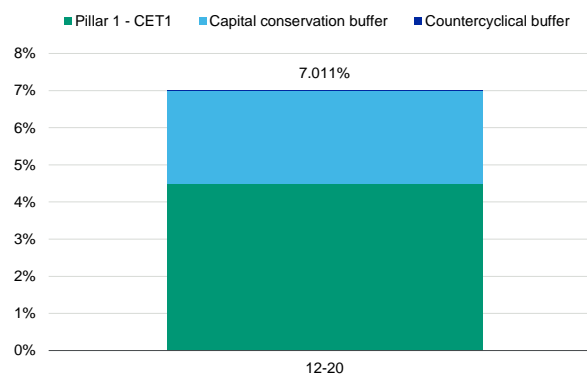


The chart displays Moody's-calculated TCE ratios. TCE = Tangible common equity. CET1 = Common Equity Tier 1.

Sources: Company reports and Moody's Investors Service

Exhibit 6

#### IKB's CET1 requirements (excluding Pillar 2)



Source: Company reports and Moody's Investors Service

The implementation of internal ratings-based models has led to a reduction in the current high density of risk-weighted assets (RWA). As of December 2020, the bank's RWA compared with total assets was 53%, still high compared with those of its peers, but down from an extraordinary 69% as of March 2020. The implementation should also provide some buffer against the expected recognition of and decline in outstanding Tier 2 instruments and potential strain from downward rating shifts in its lending book as a result of the economic crisis. Upcoming regulatory changes to capital regulation, such as the implementation of the output floor, are not likely to strain IKB's capital ratios.

### Tight cost controls helped improve profitability despite rising expected risk costs

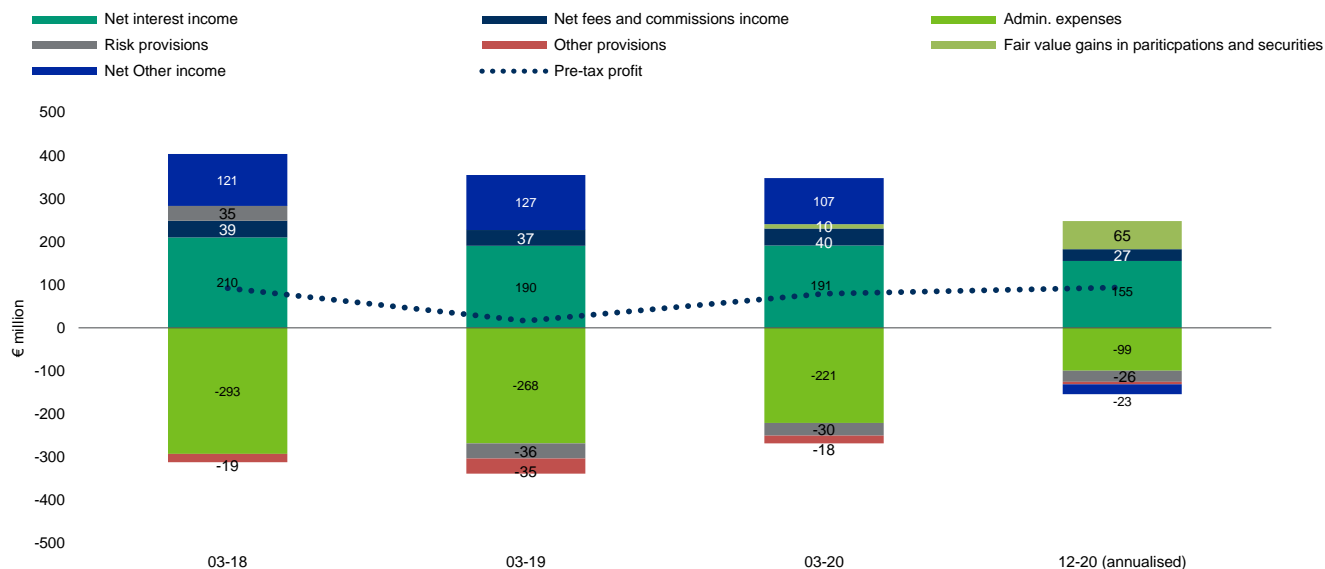
We assign a ba2 Profitability score to IKB, one notch below the initial score, reflecting the bank's net income as of its tangible banking assets of 40 basis points on average for the last 3 fiscal years and our expectation of rising loan loss provisions as a result of the pandemic-induced economic downswing, more than balancing the bank's improved underlying earnings potential because of strict cost discipline.

We expect the past volatility in profitability, which was the result of its de-risking and downsizing efforts, to have less of an impact, given the progress achieved. The improved cost structure, with annual personnel expenses down by almost 50% since 2017 and a less-expensive capital structure as of March 2020, provides the bank with the potential to earn higher returns in the next three years. However, higher loan loss provisions for 2021 will also strain the bank's earnings. IKB's corporate Mittelstand portfolio will likely have additional provision needs. Although the persistently low interest rate environment is another challenge, higher margins on the development bank-related lending will provide a buffer for the time being.

Exhibit 7

#### IKB's profitability structure at a glance

Improving underlying profitability, although derivatives position increases volatility



IKB switched its reporting period to the calendar year in 2020, with the 2020 result based on April-December financials.

Source: Company reports and Moody's Investors Service

For fiscal year 2020 (1 April 2020 - 31 December 2020), the bank reported a consolidated net profit of €73 million, significantly higher than €8 million in fiscal 2019-20. Its net interest income declined by 19% on an annualised basis to €116 million because of the bank's focus on promotional lending, while fee and commission income of €21 million remained stable. A consistent decline in administrative expenses, together with lower provisions and strong result from other income were able to offset lower revenue. Personnel expenditure was €65 million, down 20% on an annualised basis, driving an overall 33% decline in administrative expenses by more than 10%. Loan loss provisions dropped 10% from €30 million in prior fiscal year while net other income was significantly up, driven by better performance of its derivative positions and lower pension obligations.

The derivative-related income and expenditure are also key drivers for the bank's high cost-to-income ratio of 81.1% for the fiscal year that ended December 2020, overstating the bank's underlying cost base, which are more in line with the bank's reported cost-to-income ratio of 56%.

For fiscal 2019-20, extraordinary effects such as the cancellation of silent participations and write-ups of participations caused net costs of €120 million, with another restructuring charge of €21 million booked as of March 2020. Extraordinary effects are likely to remain substantially below levels in the past because the bank has finalised the adjustments to its business model.

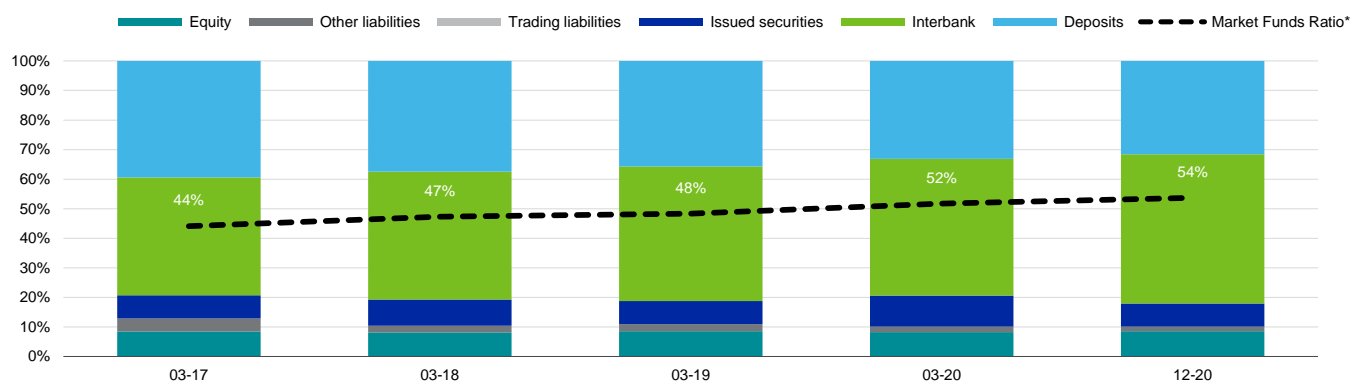
### Limited dependence on market funding and strong recourse to secured funding

We assign IKB an a3 score for Funding Structure, nine notches above the b3 initial score, reflecting the bank's strong access to development bank funding, a source that we do not deem confidence sensitive, and our expectation of a decrease in reliance on market funding in the future.

IKB's liability structure consisted of €8.5 billion due to financial institutions, including €5.4 billion in funding provided by development banks. Deposits contributed another €6.0 billion, with a significant share of corporate deposits (including promissory notes), which we deem more confidence sensitive than retail deposits. However, the term structure of deposits and the KfW funding remains a balancing factor. Deposits and development bank funding is accomplished by €0.6 billion in senior unsecured liabilities and €0.8 billion in subordinated liabilities.

Exhibit 8

#### IKB's funding structure relies heavily on development bank funds



\*Market funds ratio = Market funds/total banking assets.

Sources: Company reports and Moody's Investors Service

The bank also has recourse to €3.0 billion in secured European Central Bank (ECB) funding as another important funding source. While we do not deem this confidence sensitive, together with the secured Eurex funding of €0.1 billion, the bank's asset encumbrance is relatively high as a consequence.

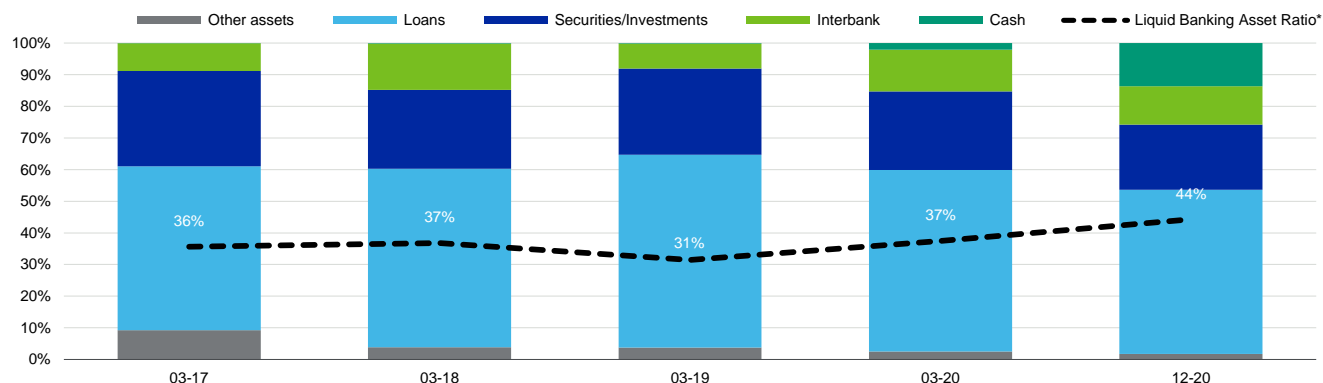
### Liquidity is adequate with significant liquid resources encumbered, mirroring IKB's funding structure

We assign IKB a baa3 score for Liquidity, six notches below the aa3 initial score, reflecting the bank's sizeable asset encumbrance with adequate freely available liquidity.

While the bank's liquidity resources, as reflected in a liquidity ratio of 44% of tangible assets in December 2020, are high, the freely available liquidity is substantially lower, given high asset encumbrance because of its significant portion of secured funding via the ECB and the Eurex, with a significant portion of repo-eligible liquid assets pledged to the ECB and Eurex.

Dues from financial institutions were €2.0 billion as of December 2020, while the largely central bank eligible securities portfolio contributed €3.1 billion. Given the bank's limited market funding reliance, its liquidity is adequate, reflected in IKB's liquidity coverage ratio of around 270. The Moody's-adjusted loan-to-deposit ratio of 167% is overstating the potential refinancing risks because a significant portion of IKB's loan portfolio is funded via matched development bank loans, reflected in the reported loan-to-deposit ratio of 70% as of December 2020.

Exhibit 9

**IKB's liquid resources are pulled down by encumbrance**

\*Liquid banking asset ratio = Liquid banking assets/total banking assets.

Sources: Company reports and Moody's Investors Service

**Monoliner adjustment**

The bank's strong focus on (larger) Mittelstand customers results in a limited business diversification and a quasi-monoline business model because of its strong reliance on corporate lending for its revenue and profit. While IKB's niche bank position provides differentiation from competition, for example, it has a strong market presence in dedicated development banks' loan programmes, it exposes the bank more strongly to the economic cycle than banks with a better balanced customer profile.

We consider Mittelstand lending particularly exposed to the effects of the pandemic-related downswing. IKB's high reliance on corporate-related earnings streams exposes it to shocks that are likely to hurt its income statement, and potentially its capital base, in an adverse scenario.

Business diversification is an important gauge of a bank's sensitivity to stress in a single business line. It is related to earnings stability in the sense that earnings diversification across distinct and relatively uncorrelated lines of business increases the reliability of a bank's earnings stream and its potential to absorb shocks affecting a business line.

To reflect the risks stemming from IKB's Mittelstand-focused business model, we apply a one-notch negative qualitative adjustment for lack of business diversification, which leads to a baa3 BCA from the bank's baa2 Financial Profile.

**ESG considerations**

In line with our general view of the banking sector, IKB has low exposure to environmental risks<sup>3</sup> (see our [environmental risks heat map](#) for further information).

For social risks<sup>4</sup>, we also place IKB in line with our general view of the banking sector, which indicates moderate exposure (see our [social risks heat map](#)).

Corporate governance<sup>5</sup> is highly relevant for IKB, as it is to all banks. Corporate governance weaknesses can lead to a deterioration in a company's credit quality, while governance strengths can benefit its credit profile. Governance risks are largely internal rather than externally driven. Corporate governance remains a key credit consideration and requires ongoing monitoring.

**Support and structural considerations****Affiliate support is low**

There is a low probability that IKB's owners, Lone Star Funds, would support the bank in case of need, which does not result in any uplift for IKB's ratings. Support from its owners is reflected in their degree of involvement in IKB's strategy, management and operations, but we do not expect further capital injections, in case of need.



### Government support considerations

Since the introduction of the Bank Recovery and Resolution Directive (BRRD), we have selectively assigned moderate expectations of government support in the event of need. Because of its small size relative to the German banking system and its limited degree of interconnectedness, we continue to assign a low government support probability assumption to IKB, which does not result in any rating uplift.

### Loss Given Failure (LGF) analysis

IKB is subject to the BRRD, which we consider an operational resolution regime. Therefore, we apply our Advanced LGF analysis, where we consider the risks faced by the different debt and deposit classes across the liability structure should the bank enter resolution. In line with our standard assumptions, we assume a residual tangible common equity of 3%, as well as asset losses of 8% of tangible banking assets in a failure scenario. We also assume a 25% runoff of junior wholesale deposits and a 5% runoff of preferred deposits. Moreover, we assign a 25% probability to junior deposits being preferred to senior unsecured debt. We apply a standard assumption for European banks that 26% of deposits are junior.

For IKB's deposits and issuer ratings, our LGF analysis — based on forward-looking expectations regarding the composition of liability class volumes and balance sheet growth — indicates a very low loss given failure, leading to two notches of rating uplift from its baa3 Adjusted BCA.

### Counterparty Risk Ratings (CRRs)

CRRs are opinions of the ability of entities to honour the uncollateralised portion of non-debt counterparty financial liabilities (CRR liabilities) and also reflect expected financial losses in the event that such liabilities are not honoured. CRRs are distinct from ratings assigned to senior unsecured debt instruments and issuer ratings because they reflect the fact that, in a resolution, CRR liabilities might benefit from preferential treatment compared with senior unsecured debt. Examples of CRR liabilities include the uncollateralised portion of payables arising from derivatives transactions and the uncollateralised portion of liabilities under sale and repurchase agreements.

#### IKB's CRRs are positioned at A3/P-2

The CRRs are positioned three notches above IKB's baa3 Adjusted BCA, based on the very low loss given failure from the moderate volume of instruments that are subordinated to CRR liabilities. IKB's CRRs do not benefit from government support, in line with our support assumptions on deposits.

### Counterparty Risk (CR) Assessment

The Counterparty Risk (CR) Assessment is an opinion of how counterparty obligations are likely to be treated if a bank fails and is distinct from debt and deposit ratings in that it considers only the risk of default rather than both the likelihood of default and the expected financial loss suffered in the event of default, and applies to counterparty obligations and contractual commitments rather than debt or deposit instruments. The CR Assessment is an opinion of the counterparty risk related to a bank's covered bonds, contractual performance obligations (servicing), derivatives (for example, swaps), letters of credit, guarantees and liquidity facilities.

#### IKB's CR Assessment is positioned at A3(cr)/P-2(cr)

IKB's A3(cr) CR Assessment is positioned three notches above the baa3 Adjusted BCA, based on the buffer against default provided to the senior obligations represented by the CR Assessment by more subordinated instruments, primarily senior unsecured debt and junior deposits. To determine the CR Assessment, we focus purely on subordination, taking no account of the volume of the instrument class.

## Methodology and scorecard

### Methodology

The principal methodology we used in rating IKB was the [Banks Methodology](#), published in March 2021.

### About Moody's Bank Scorecard

Our Bank Scorecard is designed to capture, express and explain in summary form our Rating Committee's judgement. When read in conjunction with our research, a fulsome presentation of our judgement is expressed. As a result, the output of our scorecard may significantly differ from that suggested by raw data alone (though it has been calibrated to avoid the frequent need for strong

divergence). The scorecard output and the individual scores are discussed in rating committees and may be adjusted up or down to reflect conditions specific to each rated entity.

## Rating methodology and scorecard factors

Exhibit 10

### IKB Deutsche Industriebank AG

<b>Macro Factors</b>											
<b>Weighted Macro Profile</b>		<b>Strong +</b>		<b>100%</b>							
<b>Factor</b>	<b>Historic Ratio</b>	<b>Initial Score</b>	<b>Expected Trend</b>	<b>Assigned Score</b>	<b>Key driver #1</b>	<b>Key driver #2</b>					
Solvency											
Asset Risk											
Problem Loans / Gross Loans	1.4%	aa3	↔	baa2	Sector concentration	Market risk					
Capital											
Tangible Common Equity / Risk Weighted Assets (Basel III - fully loaded)	16.2%	aa2	↓	a3	Expected trend	Expected trend					
Profitability											
Net Income / Tangible Assets	0.4%	ba1	↔	ba2	Return on assets	Expected trend					
Combined Solvency Score		a1		baa2							
Liquidity											
Funding Structure											
Market Funds / Tangible Banking Assets	53.7%	b3	↔	a3	Extent of market funding reliance	Expected trend					
Liquid Resources											
Liquid Banking Assets / Tangible Banking Assets	44.3%	aa3	↔	baa3	Asset encumbrance	Stock of liquid assets					
Combined Liquidity Score		ba1		baa1							
Financial Profile											
				baa2							
<b>Qualitative Adjustments</b>				<b>Adjustment</b>							
Business Diversification				-1							
Opacity and Complexity				0							
Corporate Behavior				0							
Total Qualitative Adjustments				-1							
Sovereign or Affiliate constraint				Aaa							
BCA Scorecard-indicated Outcome - Range				baa2 - ba1							
Assigned BCA				baa3							
Affiliate Support notching				0							
Adjusted BCA				baa3							
<b>Balance Sheet</b>											
		<b>in-scope (EUR Million)</b>		<b>% in-scope</b>		<b>at-failure (EUR Million)</b>	<b>% at-failure</b>				
Other liabilities		9,731		57.5%		10,273	60.7%				
Deposits		5,316		31.4%		4,774	28.2%				
Preferred deposits		3,934		23.3%		3,737	22.1%				
Junior deposits		1,382		8.2%		1,037	6.1%				
Junior senior unsecured bank debt		551		3.3%		551	3.3%				
Dated subordinated bank debt		732		4.3%		732	4.3%				
Preference shares (bank)		75		0.4%		75	0.4%				
Equity		507		3.0%		507	3.0%				
Total Tangible Banking Assets		16,912		100.0%		16,912	100.0%				
<b>Debt Class</b>											
		<b>De Jure waterfall</b>		<b>De Facto waterfall</b>		<b>Notching</b>		<b>LGF</b>	<b>Assigned</b>	<b>Additional</b>	<b>Preliminary</b>
		<b>Instrument</b>	<b>Sub-ordination</b>	<b>Instrument</b>	<b>Sub-ordination</b>	<b>De Jure</b>	<b>De Facto</b>	<b>Notching</b>	<b>LGF</b>	<b>Notching</b>	<b>Rating</b>
		<b>volume +</b>		<b>volume +</b>				<b>Guidance vs. Adjusted BCA</b>		<b>Assessment</b>	
Counterparty Risk Rating	17.2%	17.2%	17.2%	17.2%	17.2%	3	3	3	3	0	a3
Counterparty Risk Assessment	17.2%	17.2%	17.2%	17.2%	17.2%	3	3	3	3	0	a3 (cr)
Deposits	17.2%	11.0%	17.2%	11.0%	11.0%	3	3	3	2	0	baa1
Senior unsecured bank debt	17.2%	11.0%	11.0%	11.0%	11.0%	3	2	3	2	0	baa1

Instrument Class	Loss Given Failure notching	Additional notching	Preliminary Rating Assessment	Government Support notching	Local Currency Rating	Foreign Currency Rating
Counterparty Risk Rating	3	0	a3	0	A3	A3
Counterparty Risk Assessment	3	0	a3 (cr)	0	A3(cr)	
Deposits	2	0	baa1	0	Baa1	Baa1
Senior unsecured bank debt	2	0	baa1	0	Baa1	Baa1

[1] Where dashes are shown for a particular factor (or sub-factor), the score is based on non-public information.

Source: Moody's Investors Service

## Ratings

Exhibit 11

Category	Moody's Rating
<b>IKB DEUTSCHE INDUSTRIEBANK AG</b>	
Outlook	Stable
Counterparty Risk Rating	A3/P-2
Bank Deposits	Baa1/P-2
Baseline Credit Assessment	baa3
Adjusted Baseline Credit Assessment	baa3
Counterparty Risk Assessment	A3(cr)/P-2(cr)
Issuer Rating	Baa1
ST Issuer Rating	P-2

Source: Moody's Investors Service

## Endnotes

- The rating shown here is KfW's deposit rating/debt rating and outlook.
- see also [Enlarged executive board will contain potential governance risk, a credit positive](#)
- Environmental risks can be defined as environmental hazards encompassing the impacts of air pollution, soil/water pollution, water shortages, and natural and human-made hazards (physical risks). Additionally, regulatory or policy risks, like the impact of carbon regulation or other regulatory restrictions, including the related transition risks like policy, legal, technology and market shifts, which could impair the evaluation of assets, are an important factor. Certain banks could face a higher risk from concentrated lending to individual sectors or operations exposed to the aforementioned risks.
- Social risk considerations represent a broad spectrum, including customer relations, human capital, demographic and societal trends, health and safety, and responsible production. The most relevant social risks for banks arise from the way they interact with their customers. Social risks are particularly high in the area of data security and customer privacy, which are partially offset by sizeable technology investments and banks' long track record of handling sensitive client data. Fines and reputational damage because of product mis-selling or other types of misconduct is a further social risk. Societal trends are also relevant in a number of areas, such as shifting customer preferences toward digital banking services increasing information technology costs, ageing population concerns in several countries affecting demand for financial services or socially driven policy agendas that may translate into regulations that affect banks' revenue bases.
- Corporate governance is a well-established key driver for banks and related risks are typically included in our evaluation of the banks' financial profile. Further, factors such as specific corporate behaviour, key person risk, insider and related-party risk, strategy and management risk factors, and dividend policy may be captured in individual adjustments to the BCA.

© 2021 Moody's Corporation, Moody's Investors Service, Inc., Moody's Analytics, Inc. and/or their licensors and affiliates (collectively, "MOODY'S"). All rights reserved.

CREDIT RATINGS ISSUED BY MOODY'S CREDIT RATINGS AFFILIATES ARE THEIR CURRENT OPINIONS OF THE RELATIVE FUTURE CREDIT RISK OF ENTITIES, CREDIT COMMITMENTS, OR DEBT OR DEBT-LIKE SECURITIES, AND MATERIALS, PRODUCTS, SERVICES AND INFORMATION PUBLISHED BY MOODY'S (COLLECTIVELY, "PUBLICATIONS") MAY INCLUDE SUCH CURRENT OPINIONS. MOODY'S DEFINES CREDIT RISK AS THE RISK THAT AN ENTITY MAY NOT MEET ITS CONTRACTUAL FINANCIAL OBLIGATIONS AS THEY COME DUE AND ANY ESTIMATED FINANCIAL LOSS IN THE EVENT OF DEFAULT OR IMPAIRMENT. SEE APPLICABLE MOODY'S RATING SYMBOLS AND DEFINITIONS PUBLISHED BY MOODY'S ANALYTICS, INC. AND/OR ITS AFFILIATES. MOODY'S CREDIT RATINGS, ASSESSMENTS, OTHER OPINIONS AND PUBLICATIONS DO NOT ADDRESS ANY OTHER RISK, INCLUDING BUT NOT LIMITED TO: LIQUIDITY RISK, MARKET VALUE RISK, OR PRICE VOLATILITY. CREDIT RATINGS, NON-CREDIT ASSESSMENTS ("ASSESSMENTS"), AND OTHER OPINIONS INCLUDED IN MOODY'S PUBLICATIONS ARE NOT STATEMENTS OF CURRENT OR HISTORICAL FACT. MOODY'S PUBLICATIONS MAY ALSO INCLUDE QUANTITATIVE MODEL-BASED ESTIMATES OF CREDIT RISK AND RELATED OPINIONS OR COMMENTARY PUBLISHED BY MOODY'S ANALYTICS, INC. AND/OR ITS AFFILIATES. MOODY'S CREDIT RATINGS, ASSESSMENTS, OTHER OPINIONS AND PUBLICATIONS DO NOT CONSTITUTE OR PROVIDE INVESTMENT OR FINANCIAL ADVICE, AND MOODY'S CREDIT RATINGS, ASSESSMENTS, OTHER OPINIONS AND PUBLICATIONS ARE NOT AND DO NOT PROVIDE RECOMMENDATIONS TO PURCHASE, SELL, OR HOLD PARTICULAR SECURITIES. MOODY'S CREDIT RATINGS, ASSESSMENTS, OTHER OPINIONS AND PUBLICATIONS DO NOT COMMENT ON THE SUITABILITY OF AN INVESTMENT FOR ANY PARTICULAR INVESTOR. MOODY'S ISSUES ITS CREDIT RATINGS, ASSESSMENTS AND OTHER OPINIONS AND PUBLISHES ITS PUBLICATIONS WITH THE EXPECTATION AND UNDERSTANDING THAT EACH INVESTOR WILL, WITH DUE CARE, MAKE ITS OWN STUDY AND EVALUATION OF EACH SECURITY THAT IS UNDER CONSIDERATION FOR PURCHASE, HOLDING, OR SALE.

MOODY'S CREDIT RATINGS, ASSESSMENTS, OTHER OPINIONS, AND PUBLICATIONS ARE NOT INTENDED FOR USE BY RETAIL INVESTORS AND IT WOULD BE RECKLESS AND INAPPROPRIATE FOR RETAIL INVESTORS TO USE MOODY'S CREDIT RATINGS, ASSESSMENTS, OTHER OPINIONS OR PUBLICATIONS WHEN MAKING AN INVESTMENT DECISION. IF IN DOUBT YOU SHOULD CONTACT YOUR FINANCIAL OR OTHER PROFESSIONAL ADVISER.

ALL INFORMATION CONTAINED HEREIN IS PROTECTED BY LAW, INCLUDING BUT NOT LIMITED TO, COPYRIGHT LAW, AND NONE OF SUCH INFORMATION MAY BE COPIED OR OTHERWISE REPRODUCED, REPACKAGED, FURTHER TRANSMITTED, TRANSFERRED, DISSEMINATED, REDISTRIBUTED OR RESOLD, OR STORED FOR SUBSEQUENT USE FOR ANY SUCH PURPOSE, IN WHOLE OR IN PART, IN ANY FORM OR MANNER OR BY ANY MEANS WHATSOEVER, BY ANY PERSON WITHOUT MOODY'S PRIOR WRITTEN CONSENT.

MOODY'S CREDIT RATINGS, ASSESSMENTS, OTHER OPINIONS AND PUBLICATIONS ARE NOT INTENDED FOR USE BY ANY PERSON AS A BENCHMARK AS THAT TERM IS DEFINED FOR REGULATORY PURPOSES AND MUST NOT BE USED IN ANY WAY THAT COULD RESULT IN THEM BEING CONSIDERED A BENCHMARK.

All information contained herein is obtained by MOODY'S from sources believed by it to be accurate and reliable. Because of the possibility of human or mechanical error as well as other factors, however, all information contained herein is provided "AS IS" without warranty of any kind. MOODY'S adopts all necessary measures so that the information it uses in assigning a credit rating is of sufficient quality and from sources MOODY'S considers to be reliable including, when appropriate, independent third-party sources. However, MOODY'S is not an auditor and cannot in every instance independently verify or validate information received in the rating process or in preparing its Publications.

To the extent permitted by law, MOODY'S and its directors, officers, employees, agents, representatives, licensors and suppliers disclaim liability to any person or entity for any indirect, special, consequential, or incidental losses or damages whatsoever arising from or in connection with the information contained herein or the use of or inability to use any such information, even if MOODY'S or any of its directors, officers, employees, agents, representatives, licensors or suppliers is advised in advance of the possibility of such losses or damages, including but not limited to: (a) any loss of present or prospective profits or (b) any loss or damage arising where the relevant financial instrument is not the subject of a particular credit rating assigned by MOODY'S.

To the extent permitted by law, MOODY'S and its directors, officers, employees, agents, representatives, licensors and suppliers disclaim liability for any direct or compensatory losses or damages caused to any person or entity, including but not limited to by any negligence (but excluding fraud, willful misconduct or any other type of liability that, for the avoidance of doubt, by law cannot be excluded) on the part of, or any contingency within or beyond the control of, MOODY'S or any of its directors, officers, employees, agents, representatives, licensors or suppliers, arising from or in connection with the information contained herein or the use of or inability to use any such information.

NO WARRANTY, EXPRESS OR IMPLIED, AS TO THE ACCURACY, TIMELINESS, COMPLETENESS, MERCHANTABILITY OR FITNESS FOR ANY PARTICULAR PURPOSE OF ANY CREDIT RATING, ASSESSMENT, OTHER OPINION OR INFORMATION IS GIVEN OR MADE BY MOODY'S IN ANY FORM OR MANNER WHATSOEVER.

Moody's Investors Service, Inc., a wholly-owned credit rating agency subsidiary of Moody's Corporation ("MCO"), hereby discloses that most issuers of debt securities (including corporate and municipal bonds, debentures, notes and commercial paper) and preferred stock rated by Moody's Investors Service, Inc. have, prior to assignment of any credit rating, agreed to pay to Moody's Investors Service, Inc. for credit ratings opinions and services rendered by it fees ranging from \$1,000 to approximately \$5,000,000. MCO and Moody's Investors Service also maintain policies and procedures to address the independence of Moody's Investors Service credit ratings and credit rating processes. Information regarding certain affiliations that may exist between directors of MCO and rated entities, and between entities who hold credit ratings from Moody's Investors Service and have also publicly reported to the SEC an ownership interest in MCO of more than 5%, is posted annually at [www.moody.com](http://www.moody.com) under the heading "Investor Relations — Corporate Governance — Director and Shareholder Affiliation Policy."

Additional terms for Australia only: Any publication into Australia of this document is pursuant to the Australian Financial Services License of MOODY'S affiliate, Moody's Investors Service Pty Limited ABN 61 003 399 657 AFSL 336969 and/or Moody's Analytics Australia Pty Ltd ABN 94 105 136 972 AFSL 383569 (as applicable). This document is intended to be provided only to "wholesale clients" within the meaning of section 761G of the Corporations Act 2001. By continuing to access this document from within Australia, you represent to MOODY'S that you are, or are accessing the document as a representative of, a "wholesale client" and that neither you nor the entity you represent will directly or indirectly disseminate this document or its contents to "retail clients" within the meaning of section 761G of the Corporations Act 2001. MOODY'S credit rating is an opinion as to the creditworthiness of a debt obligation of the issuer, not on the equity securities of the issuer or any form of security that is available to retail investors.

Additional terms for Japan only: Moody's Japan K.K. ("MJKK") is a wholly-owned credit rating agency subsidiary of Moody's Group Japan G.K., which is wholly-owned by Moody's Overseas Holdings Inc., a wholly-owned subsidiary of MCO. Moody's SF Japan K.K. ("MSFJ") is a wholly-owned credit rating agency subsidiary of MJKK. MSFJ is not a Nationally Recognized Statistical Rating Organization ("NRSRO"). Therefore, credit ratings assigned by MSFJ are Non-NRSRO Credit Ratings. Non-NRSRO Credit Ratings are assigned by an entity that is not a NRSRO and, consequently, the rated obligation will not qualify for certain types of treatment under U.S. laws. MJKK and MSFJ are credit rating agencies registered with the Japan Financial Services Agency and their registration numbers are FSA Commissioner (Ratings) No. 2 and 3 respectively.

MJKK or MSFJ (as applicable) hereby disclose that most issuers of debt securities (including corporate and municipal bonds, debentures, notes and commercial paper) and preferred stock rated by MJKK or MSFJ (as applicable) have, prior to assignment of any credit rating, agreed to pay to MJKK or MSFJ (as applicable) for credit ratings opinions and services rendered by it fees ranging from JPY125,000 to approximately JPY550,000,000.

MJKK and MSFJ also maintain policies and procedures to address Japanese regulatory requirements.

**Contacts**

Gerson Morgenstern      +49.69.70730.796  
*Associate Analyst*  
gerson.morgenstern@moodys.com

**CLIENT SERVICES**

Americas	1-212-553-1653
Asia Pacific	852-3551-3077
Japan	81-3-5408-4100
EMEA	44-20-7772-5454